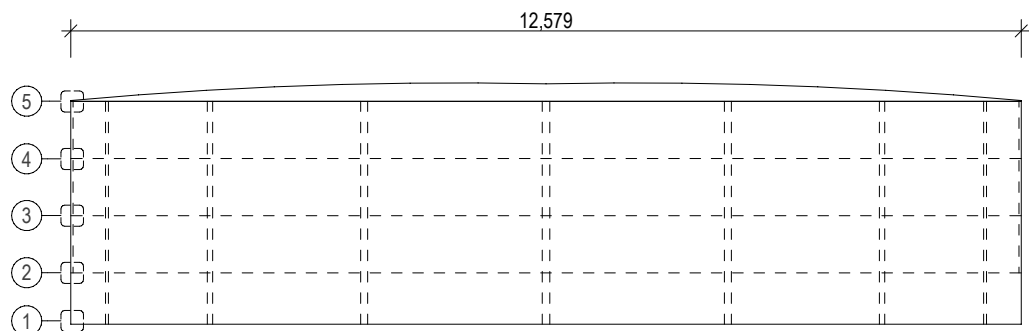
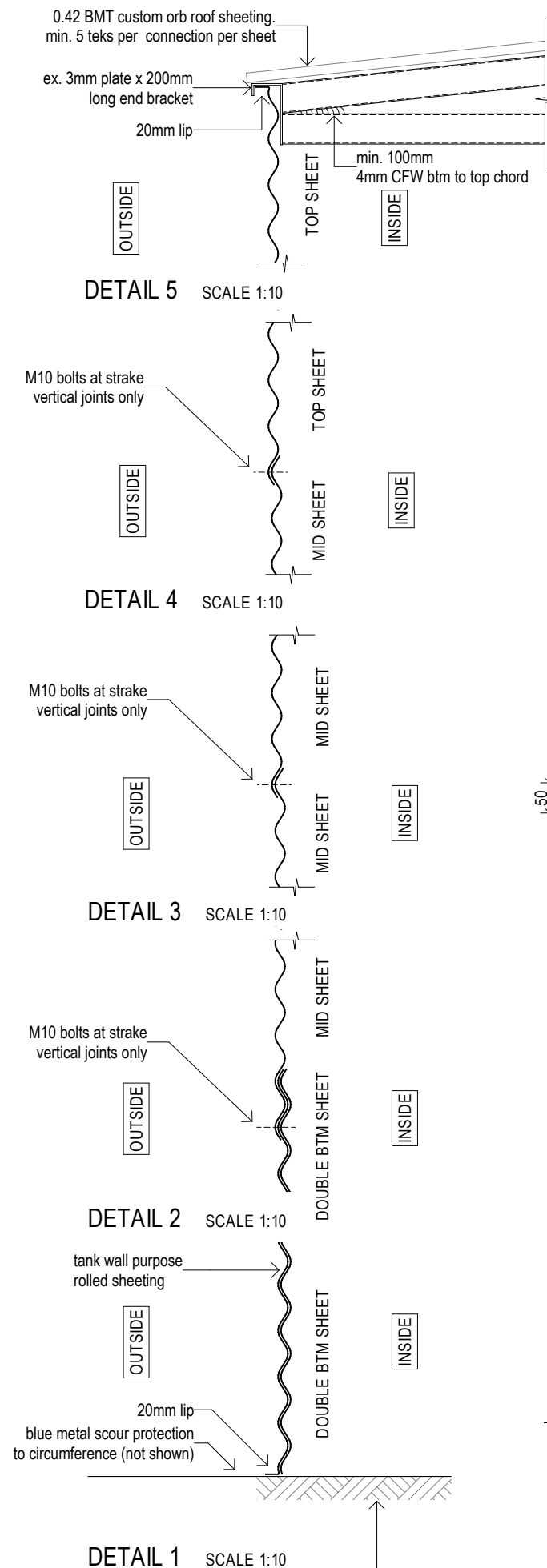


MT4 364 - PLAN VIEW
12,579mm Diameter Tank x 2,949mm high
SCALE 1:100



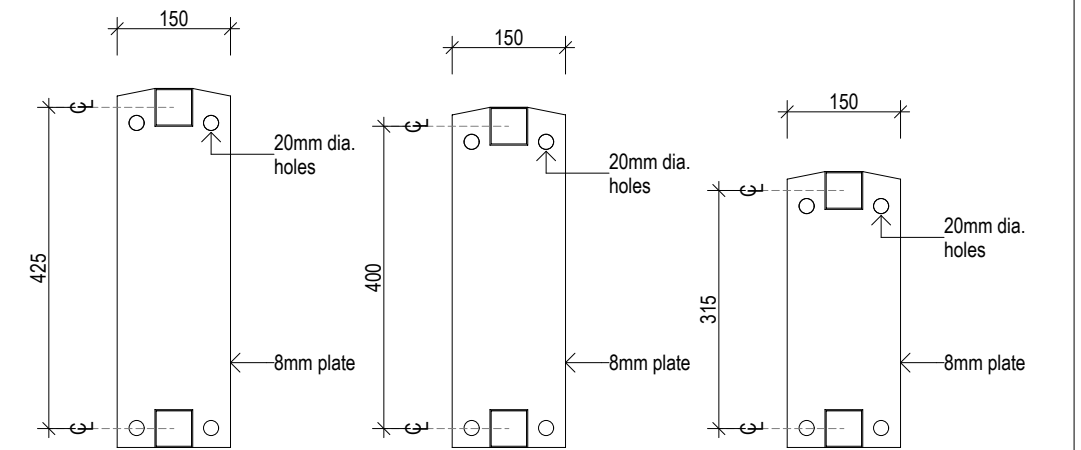
MT4 364 - ELEVATION
SCALE 1:100



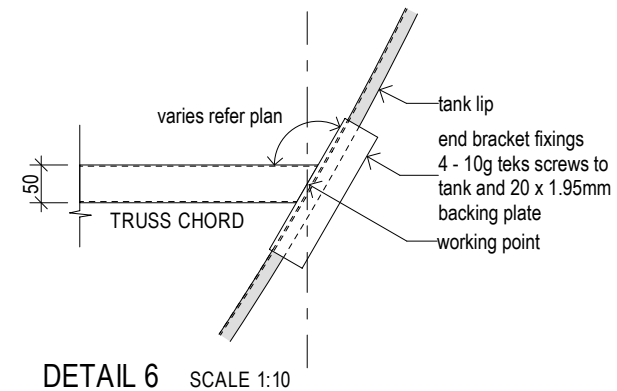
tank base restraint & pad preparation in accordance with tank manufacturers specification
fix to suitable foundation, slab or tie down system

DESIGN CRITERIA	
AS/NZS 1170.2, 2021 (WIND ACTIONS)	
REGION A & B	
TERRAIN CATEGORY 2	
IMPORTANCE LEVEL 2	

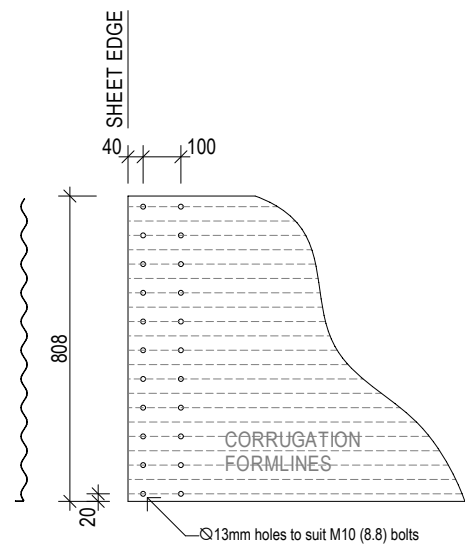
TRUSS SCHEDULE		
ELEMENT	DESCRIPTION	
	REGION 'A'	REGION 'B'
TOP CHORD	50 x 1.6 SHS	50 x 2.0 SHS
BTM CHORD	50 x 1.6 SHS	50 x 2.0 SHS
WEB	30 x 3 EA	30 x 3 EA
TRUSS END	4 - 10g TEKS	4 - 10g TEKS



TRUSS JOINING PLATE SCALE 1:10



DETAIL 6 SCALE 1:10



TYPICAL BOLTING ARRANGEMENT
SCALE 1:20

- NOTES**
1. WALL SHEET STEEL GRADE G300
 2. ROOF SHEETING 0.42 'CUSTOM ORB' MIN 5 TEKS PER CONNECTION PER SHEET & EQUIVALENT SPACING CIRCUMFERENTIAL FIXING TO TOP OF TANK
 3. ROOF SHEETING TO BE SIDE LAP FASTENED AT MAX. 1.0m C/C
 4. ALL BOLTS GRADE M10 (8.8) GALV.
 5. ROOF TRUSS STEEL GRADE C350
 6. MIN. FILLET WELD SIZE OF 4mm



Client	Scale AS SHOWN @ A3	Date 6/8/23	Drawn By
Drawing Title MT4 364 - 364,000 LITRE TANK	Project No.	Drawing No.	Issue No.